

# WELCOME!



Bob Wagner  
RENOVATIONS

# TABLE OF CONTENTS



Our services.....3

- Kitchens
- Bathrooms
- Basements
- Offices
- Laundry Rooms
- Closets & Organization
- Pantries & Bars
- Fireplaces
- Flooring
- Window Treatments

Phase 1: Where to start.....14

Phase 2: After selections .....15

Phase 3: Prior to start date.....16

Phase 4: Demo day.....17


Phase 5: Day to day.....18

Phase 6: After your reno.....19

**We look forward to working with you!**

# KITCHENS


---






# BATHROOMS

---



# FINISHED BASEMENTS



Painting


Recessed  
Lighting

Built-in  
TV centers

Kitchenettes

Furniture

# UNFINISHED BASEMENTS





# OFFICES



Built-in units

Bookshelves

Decor

Countertops

Cabinets


Desks

Furniture

Area rugs

# LAUNDRY ROOMS


---





# CLOSETS & ORGANIZATION

Walk-in Closets



Reach-in Closets



Activity Station Storage



Wardrobes



# PANTRIES & BARS



# FIREPLACES

---



Tiling &  
Resurfacing

Mantles



Electric  
fireplaces



# FLOORING


---




Hardwood




Tile



Carpet



Laminate



Luxury Vinyl



Area rugs


# WINDOW TREATMENTS



Motorization



Room Brightening



Energy Efficient



Light Enhancing



Room Darkening



Door Coverings



Top-Down/Bottom-Up



Child Safety



# PHASE 1: Where to start...

---



- ❑ [Complete our online survey](#) or fill out a customer lead form in our showroom
- ❑ Meet with our professionals to discuss your project goals, budget & timeline
- ❑ Set up a time for our Estimator to come measure the project area
- ❑ Now, the fun part! Set up an appointment to start making selections perfect for your home
  - Sometimes one appointment is enough for you to decide everything! But typically, this takes a couple visits.
- ❑ We will create your personalized Selection Booklet & once everything is perfect and approved by you, we'll discuss a starting deposit to reserve your space on our schedule



# PHASE 2: After selections

---



- ❑ We will schedule a Reno Team site visit to make sure we are prepared for a smooth renovation process
- ❑ We'll write up a contract detailing the scope of work, payment schedule, and estimated time frame of the project
- ❑ Once everything is confirmed and you've signed the contract, we will start ordering materials!
- ❑ We like to make sure all materials are ordered and on site before any jobs start, so the start date is determined by material delivery dates

# PHASE 3: Prior to start date

---



The week before you renovation starts:

- You will receive a schedule outlining each step of your renovation with the estimated time it will take to complete
- The project area will need to be cleared of all personal items, especially fragile pieces
  - If you need large furniture moved, please let us know in advance so it can be added to the scope of work
- Confirm your preferred start time with our Renovation Team
  - If you'd prefer not to be onsite during this process, we will provide a lockbox for your key
- We will schedule a dumpster to be delivered the day of or the day before your start date
- More details will be provided for your individual project

# PHASE 4: DEMO DAY

---



Happy Demo Day!

- ❑ Our Demo team will arrive bright an early & along with the dumpster
- ❑ Prepare for a few loud days – we apologize in advance! Demo days tend to be very noisy, but we'll get it done as quickly as possible for you
- ❑ A team member will stop over to check on progress and answer any questions or concerns you might have
- ❑ On the first day of your project another deposit will be due, please prepare a check or inform your bank that the agreed upon sum will be charged to your credit card
- ❑ Finally, sit back and relax knowing that you're in good hands with Bob Wagner Renovations



# PHASE 5: DAY TO DAY

---



During your renovation:

- Our contractors will arrive each day unless otherwise specified
- Materials will be delivered as needed, unless there is space to store them at your home
- Payments will be scheduled and charged on agreed upon dates via credit card or check
- If you ever have questions or concerns, email, text or call our Renovation Team. We'll always be happy to help!

# PHASE 6: After your reno

---



- ❑ Now you have an even more stunning home!
- ❑ Our team will make sure to clean up any miscellaneous materials or messes
- ❑ The final deposit for your project will be due on the date of completion
- ❑ A team member will stop over to take some photos of the completed space – we want to show it off!
- ❑ Finally, we will send you a link to a short survey to let us know how we did, and we kindly ask you to leave us a review on Google or Facebook

# We look forward to working with you!



Ready to get started?

Click the link to  
[Complete our online survey](#)

484-888-7112

@bob\_wagner\_renovations

1330 West Chester Pike, West Chester, PA 19382

WWW.BOBWAGNER.COM

BOB WAGNER RENOVATIONS